

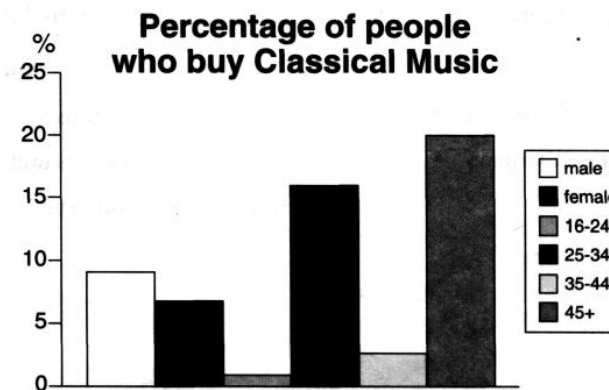
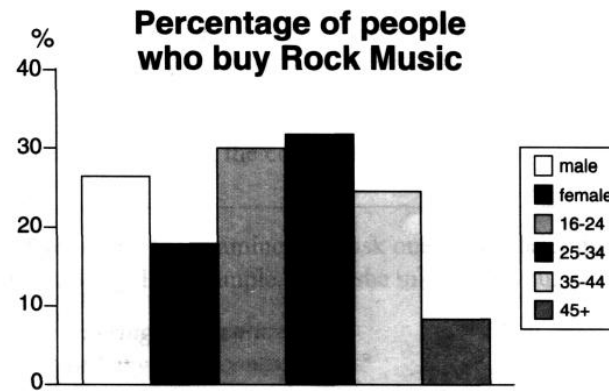
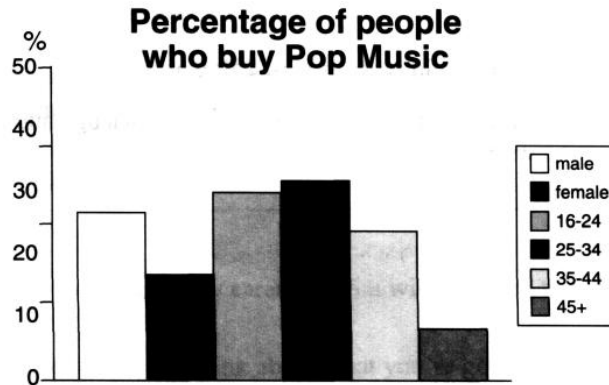
## Пример Academic Task 1

### Task 1

The graphs below show the types of music albums purchased by people in Britain according to sex and age.

Write a report for a university lecturer describing the information shown below.

You should write at least 150 words.



The three graphs provide an overview of the types of music people purchase in the UK.

At first glance we can see that classical music is far less popular than pop or rock music, especially among the young

While slightly more women than men buy pop music, the rock market is dominated by men with 30% buying rock, compared to only 15% of women.

From the first graph we see that interest in pop music is steady from age 16 to 44 with 20% of the population continuing to buy pop CDs after the age of 45.

In general, the pattern shown on the graphs proves that the interest in rock music reaches its peak among the 25 to 34 year olds, though it never sells as well as pop. Interest drops off after the age of 35 with an even sharper fall from age 45 onwards, a pattern which is the opposite to the classical music graph.

(158words)